



# Local Percentage Guide

for MOE Test #2

2019-20

Division of Elementary and Secondary Education

Updated 9-03-2019



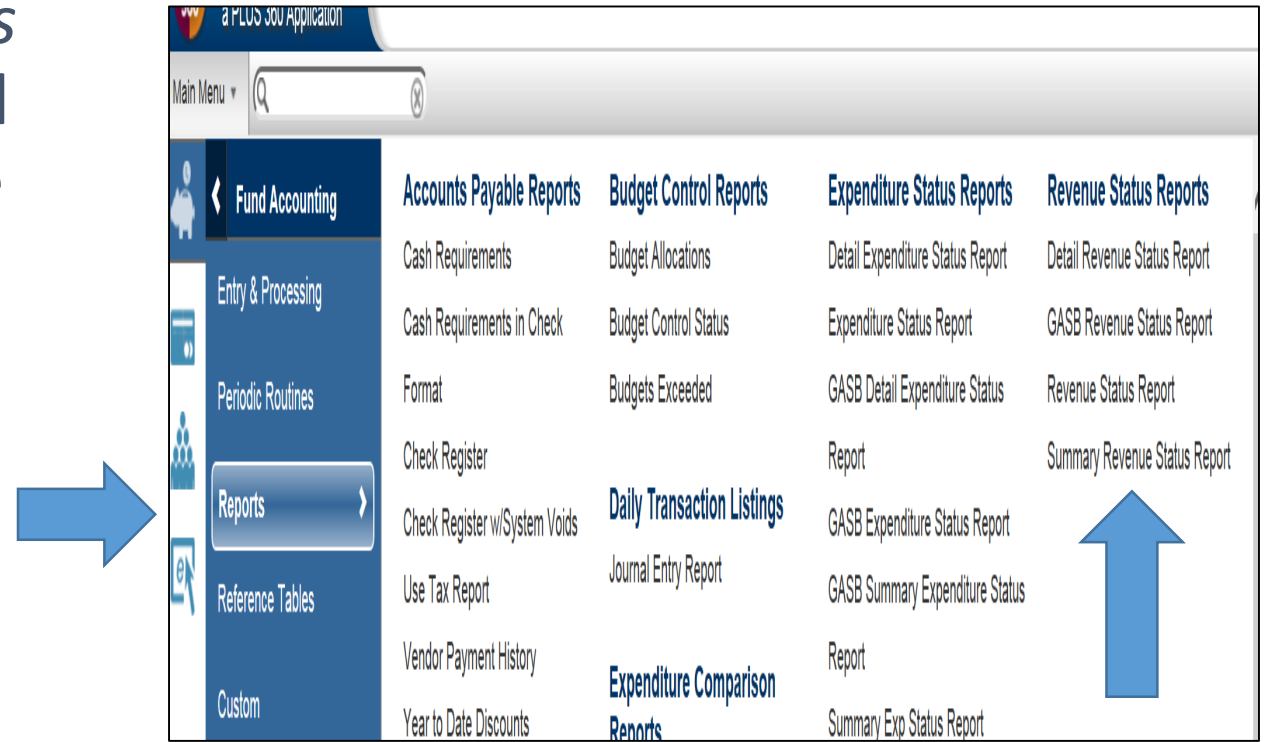
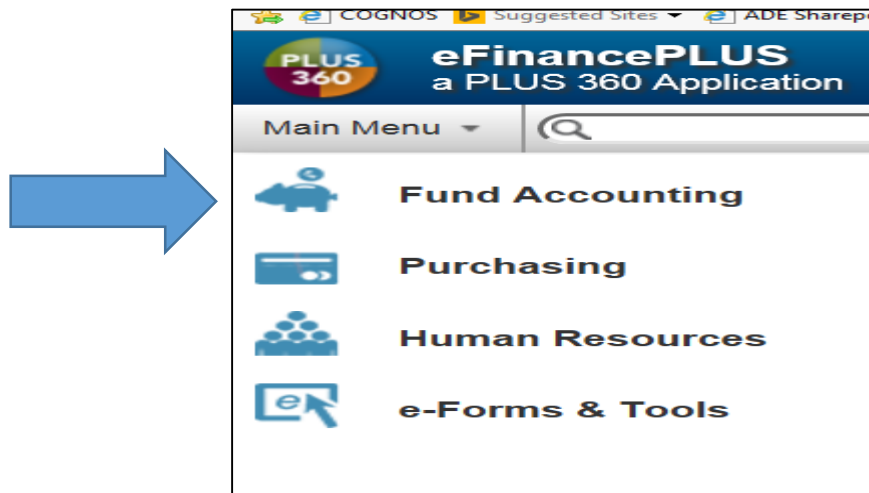
# Reports to Calculate Local Percentage for MOE Test # 2

- Pull the following eFinance revenue reports to figure a percentage for “**Local funds only**” from the total amount of State and Local funds (minus Activity funds).
- The same report will be pulled twice; once for Local revenue and once for State revenue.
- Follow the screen shots exactly.
- Business Managers will need the screen shots.



# Pulling the **Local** Revenue Report

Pull a *Summary Revenue Status Report* (Board Format) for local revenue account numbers. See screen shots below.





# Screen Shot for the Local Revenue Report

**Report Information**

This report will print a summary of the revenue status by fund.

**Report Format**

Format Type \* B - Board Format

**Report Criteria**

Fund [23458]\*

FUNCTION

LOCATION

PROGRAM

SUBJECT

BUDGET UNIT

Account 10000:19999

**Additional Criteria**

Year \* 2019

Period \* 13

[23458]\* Fund: brackets

10000:19999



# Local Revenue Report

SELECTION CRITERIA: orgn.fund like '[23458]%' and revledgr.account between '10000' and '19999'  
ACCOUNTING PERIOD: 13/19

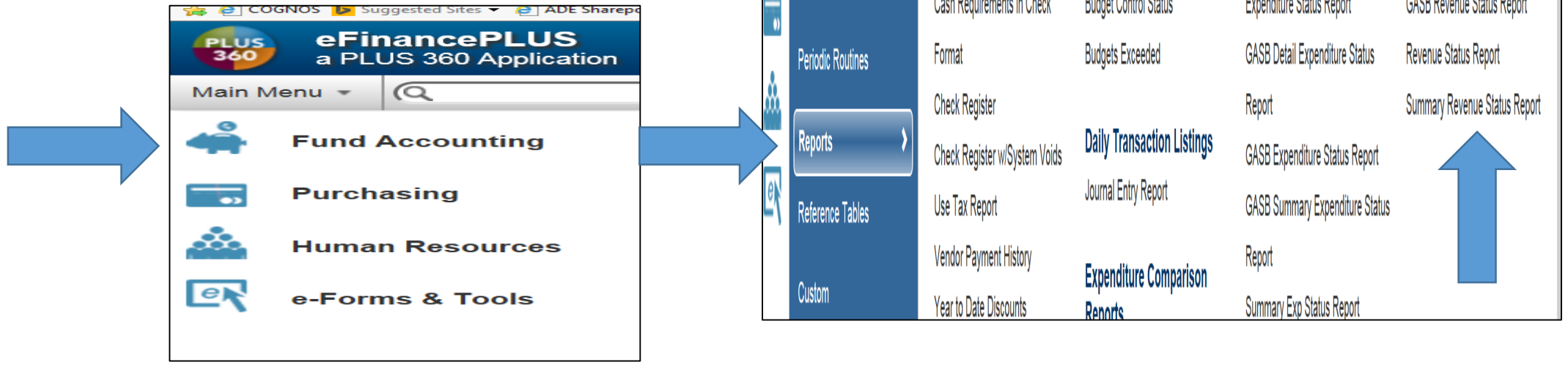


ACCOUNT	TITLE	BUDGET	PERIOD RECEIPTS	RECEIVABLES	YEAR TO DATE REVENUE	AVAILABLE BALANCE	YTD/ BUD
19300	SALES OF SUPPLIES & MATER	.00	.00	.00	309,932.50	-309,932.50	.00
19510	OTHER LEA WITHIN STATE	.00	.00	.00	.00	.00	.00
19516	STAFF DEVELOPMENT	.00	.00	.00	.00	.00	.00
19800	REFUNDS OF PRIOR YR EXPEN	.00	188.13	.00	2,852.23	-2,852.23	.00
19900	MISC REV FR LOCAL SOURCES	.00	.00	.00	2,892.37	-2,892.37	.00
19901	E-RATE DISCOUNT	.00	.00	.00	.00	.00	.00
TOTAL REPORT		19,318,527.42	68,871.17	.00	20,961,679.38	-1,643,151.96	108.51



# Pulling the **State** Revenue Report

Pull a *Summary Revenue Status Report* (Board Format) for local revenue account numbers. See screen shots below.






# Screen Shot for the **State** Revenue Report

Pull the *Summary Revenue Status Report* (Board Format) for State revenue account numbers. See Screen shots for account numbers.

**Report Information**

 This report will print a summary of the revenue status by fund.

**Report Format**

Format Type \*

**Report Criteria**

Fund

FUNCTION


LOCATION

PROGRAM

SUBJECT

BUDGET UNIT

Account



**Additional Criteria**

Year \*

Period \*

20000:32999



# State Revenue Report



SELECTION CRITERIA: rev\edgr.account between '20000' and '32999'  
 ACCOUNTING PERIOD: 13/19

ACCOUNT	TITLE	BUDGET	PERIOD RECEIPTS	RECEIVABLES	YEAR TO DATE REVENUE	AVAILABLE BALANCE	YTD/ BUD
22000	RESTRICTED GRANTS IN AID	.00	.00	.00	.00	.00	.00
31101	FOUNDATION FUNDING	24,795,913.00	.00	.00	24,795,913.00	.00	100.00
31103	98% TAX COLLECT GUARANTEE	.00	.00	.00	66,957.00	-66,957.00	.00
31450	STUDENT GROWTH	.00	.00	.00	1,597,485.00	-1,597,485.00	.00
31460	DECLINING ENROLLMT	.00	.00	.00	.00	.00	.00
31900	OTHER	.00	.00	.00	.00	.00	.00
32232	SCH RECOGNITION AWARDS	.00	.00	.00	25,236.22	-25,236.22	.00
32250	PQE INDUCTION/MENTORING	.00	.00	.00	.00	.00	.00
32251	CWIP GRANT	.00	.00	.00	.00	.00	.00
32252	TESS AND LEADS	.00	.00	.00	.00	.00	.00
32256	PROFESSIONAL DEVELOPMENT	145,005.00	.00	.00	145,005.00	.00	100.00
32260	ACT 799-GAME & FISH COMM	.00	.00	.00	.00	.00	.00
32290	OTHER GRANTS-REG ED	.00	.00	.00	.00	.00	.00
32310	HAND CHILD-SUPV/EXTEND YR	22,000.00	.00	.00	24,411.32	-2,411.32	110.96
32314	SPEL EXT SCH YR	5,000.00	1,277.56	.00	6,975.56	-1,975.56	139.51
32330	NON-HAND-RESID TREATMENT	.00	.00	.00	.00	.00	.00
32340	HAND-RESIDENT TREATMENT	.00	.00	.00	.00	.00	.00
32355	SPEC ED-CATASTROPHIC OCC	90,000.00	.00	.00	103,124.78	-13,124.78	114.58
32360	EXCEPTIONAL CHILD GRANT	.00	.00	.00	.00	.00	.00
32361	AP INCENTIVE	.00	.00	.00	11,070.93	-11,070.93	.00
32370	ALTERNATIVE LEARNING	411,805.00	.00	.00	411,805.00	.00	100.00
32371	LIMITED ENGLISH PROFICIEN	71,656.00	.00	.00	76,050.00	-4,394.00	106.13
32381	NSLA STATE AID	1,164,038.00	.00	.00	1,164,038.00	.00	100.00
32382	NSL MATCH GRANT	.00	.00	.00	3,012.83	-3,012.83	.00
32415	SEC VOC CNTR	153,562.50	.00	.00	153,562.52	-.02	100.00
32480	VOC NEW PGM START-UP	.00	.00	.00	13,969.54	-13,969.54	.00
32520	MATCHING (STATE)	13,483.00	.00	.00	14,499.81	-1,016.81	107.54
32710	AR BETTER CHANCE(ABC)GRNT	84,000.00	.00	.00	89,578.56	-5,578.56	106.64
32912	GENERAL FACILITIES	.00	.00	.00	.00	.00	.00
32913	GROWTH FACILITY FUNDINGS	.00	.00	.00	.00	.00	.00
32915	DEBT SERV SUPPLEMENT	229,500.00	.00	.00	229,500.00	.00	100.00
32924	FACILITIES PARTNERSHIP	.00	.00	.00	768,662.74	-768,662.74	.00
32941	GOV COMP SCIENCE GRANT	.00	.00	.00	.00	.00	.00
32990	OTHER GRNTS/AID FRM STATE	.00	.00	.00	.00	.00	.00
<b>TOTAL REPORT</b>		<b>27,185,962.50</b>	<b>1,277.56</b>	<b>.00</b>	<b>29,700,857.81</b>	<b>-2,514,895.31</b>	<b>109.25</b>





# YTD Revenue Total

Locate the YTD Revenue column in both reports. Add the two totals together to get a total revenue amount.

Local Revenue	20,961,679.38
State Revenue	29,700,857.81
Total	50,662,537.19



# Finding the Local Percentage

- Divide the **Local** revenue YTD total by the **Total** revenue amount from both revenue reports.
- Set the calculator decimal for 4 places.
- This should give you a percentage with 4 places past the decimal point.
- **DO NOT ROUND**

$$20,961,679.3800 / 50,662,537.1900 = 41.3751\%$$

Use the Percentage key



# MOE Test #2 Local Percentage

- Enter the Local Percentage (example) into MOE Test #2 of the 2018-19 AFR Data form in MYSPEd.
- Users must enter all 4 numerals past the decimal point for the form to calculate correctly. **Do Not Round.**
- When the Local Percentage is entered, the remainder of the MOE Tests will prepopulate and calculate.

## TEST #2

Note: After calculating the Local only Percentage, enter the percentage in the box below(99.9999%). For information on calculating the Local Percentage please refer to the October 1 Amendment Power Point.

<https://arksped.k12.ar.us/FundingAndFinance/Workshops.html>

Local Percentage (%):

\* (99.9999) DO NOT ROUND