



Local Percentage Guide

for MOE Test #2

2018-19

SPECIAL EDUCATION FINANCE

ARKANSAS DEPARTMENT OF EDUCATION

Updated 3-05-18



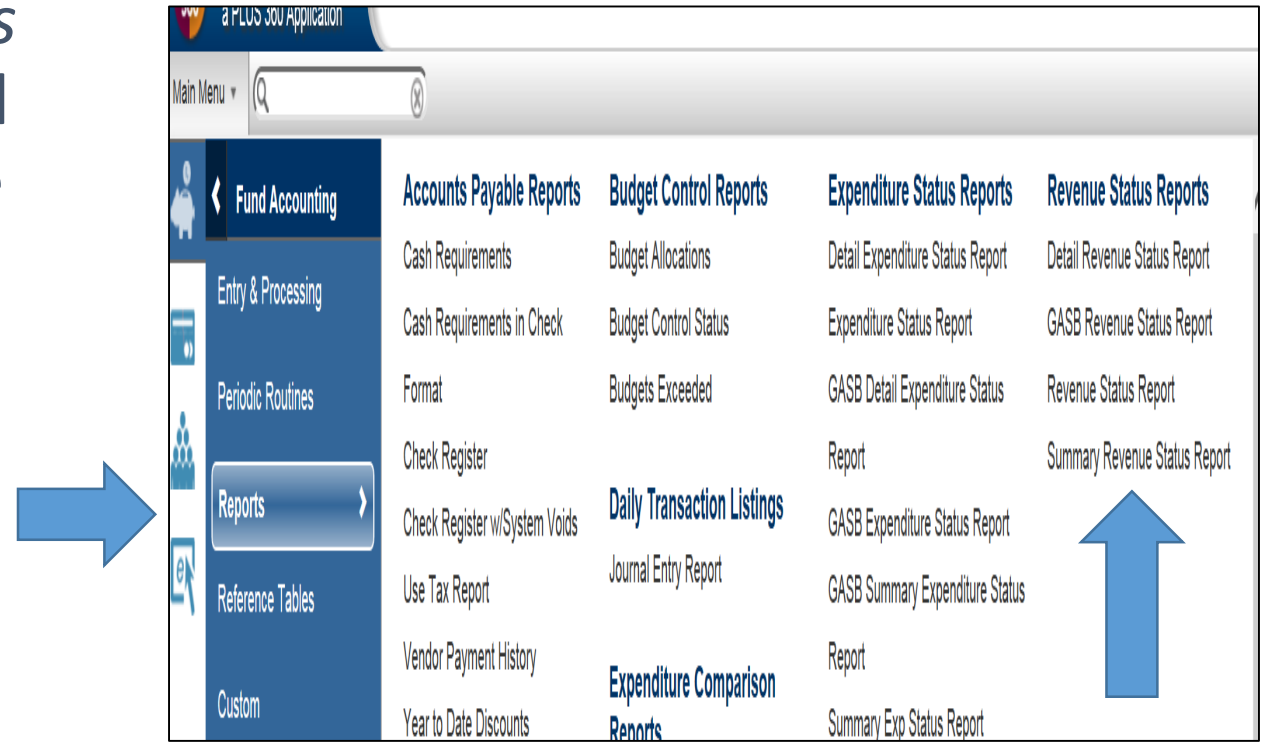
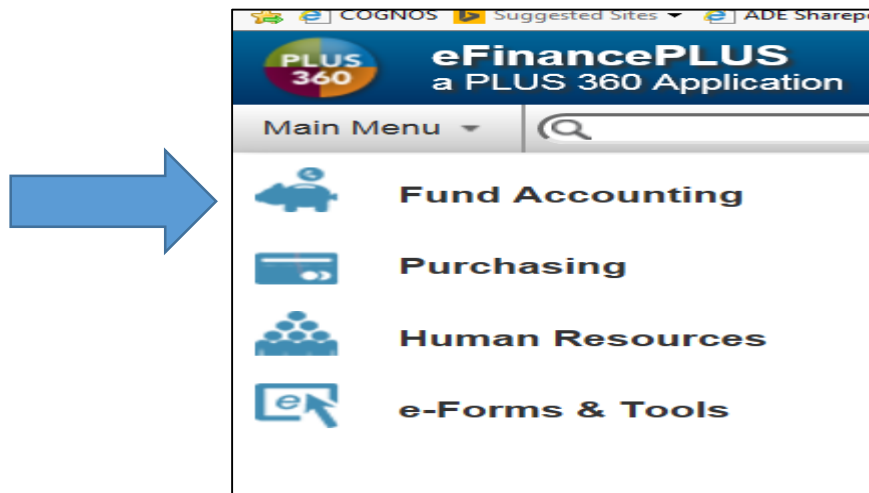
Reports to Calculate Local Percentage for MOE Test # 2

- Pull the following eFinance revenue reports to figure a percentage for “**Local funds only**” from the total amount of State and Local funds (minus Activity funds).
- The same report will be pulled twice; once for Local revenue and once for State revenue.
- Follow the screen shots exactly.
- Business Managers will need the screen shots.



Pulling the **Local** Revenue Report

Pull a *Summary Revenue Status Report* (Board Format) for local revenue account numbers. See screen shots below.





Screen Shot for the Local Revenue Report

Report Information

This report will print a summary of the revenue status by fund.

Report Format

Format Type *

Report Criteria

Fund	<input type="text" value="[23458]*"/>
FUNCTION	<input type="text"/>
LOCATION	<input type="text"/>
PROGRAM	<input type="text"/>
SUBJECT	<input type="text"/>
BUDGET UNIT	<input type="text"/>
Account	<input type="text" value="10000:19999"/>

Additional Criteria

Year *

Period *

[23458]* Fund: brackets

10000:19999



Local Revenue Report



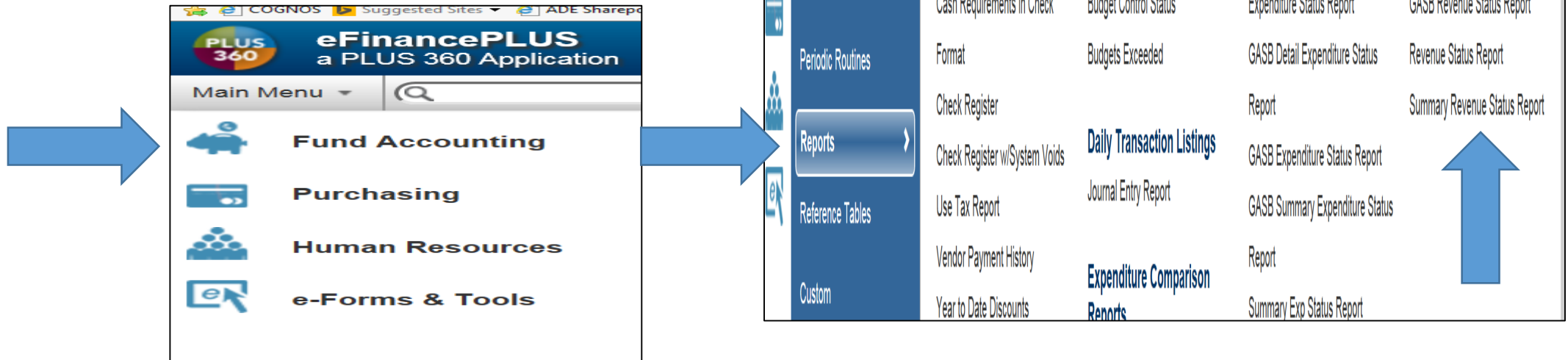
SELECTION CRITERIA: orgn.fund like '[23458]%' and revledgr.account between '10000' and '19999'
 ACCOUNTING PERIOD: 13/18

ACCOUNT	TITLE	BUDGET	PERIOD RECEIPTS	RECEIVABLES	YEAR TO DATE REVENUE	AVAILABLE BALANCE	YTD/ BUD
11110	PROPERTY TAXES-CURRENT	2,002,732.39	.00	.00	990,700.26	1,012,032.13	49.47
11120	40% CURRENT TAX	100,000.00	.00	.00	427,950.63	-327,950.63	427.95
11140	PROPERTY TAX-DELINQUENT	150,000.00	.00	.00	93,006.30	56,993.70	62.00
11150	EXCESS COMMISSION	.00	.00	.00	67,476.76	-67,476.76	.00
11160	LAND REDEMP-IN STATE SALE	15,000.00	.00	.00	16,324.14	-1,324.14	108.83
11400	PENALTIES/INTEREST ON TAX	8,000.00	.00	.00	7,807.06	192.94	97.59
12800	REV IN LIEU	7,320.00	.00	.00	.00	7,320.00	.00
13160	PRE K TUITION	17,000.00	.00	.00	19,465.00	-2,465.00	114.50
15100	INTEREST ON INVESTMENTS	25,000.00	.00	.00	35,349.22	-10,349.22	141.40
15900	OTHER EARNINGS INVESTMENT	.00	.00	.00	.00	.00	.00
16110	SCHOOL LUNCH PROGRAM	200,000.00	.00	.00	3,130.70	196,869.30	1.57
16120	SCHOOL BREAKFAST PROGRAM	50,000.00	.00	.00	.00	50,000.00	.00
16215	A LA CARTE INCOME	.00	.00	.00	.00	.00	.00
16220	ADULT	.00	.00	.00	.00	.00	.00
16400	PERFORMANCE BASED LUNCH	.00	.00	.00	.00	.00	.00
16900	OTHER FOOD SVS REVENUE	.00	.00	.00	.00	.00	.00
19200	PRIVATE CONTRIBUTIONS	.00	.00	.00	.00	.00	.00
19510	OTHER LEA WITHIN STATE	.00	.00	.00	.00	.00	.00
19800	REFUNDS OF PRIOR YR EXPEN	.00	.00	.00	.00	.00	.00
19900	MISC REV FR LOCAL SOURCES	7,000.00	.00	.00	7,955.32	-955.32	113.65
TOTAL REPORT		2,582,052.39	.00	.00	1,669,165.39	912,887.00	64.64



Pulling the **State** Revenue Report

Pull a *Summary Revenue Status Report* (Board Format) for local revenue account numbers. See screen shots below.






Screen Shot for the **State** Revenue Report

Pull the *Summary Revenue Status Report* (Board Format) for State revenue account numbers. See Screen shots for account numbers.

Report Information

 This report will print a summary of the revenue status by fund.

Report Format

Format Type *

Report Criteria

Fund	<input type="text"/>
FUNCTION	<input type="text"/>
LOCATION	<input type="text"/>
PROGRAM	<input type="text"/>
SUBJECT	<input type="text"/>
BUDGET UNIT	<input type="text"/>
Account	<input type="text" value="20000:32999"/>

Additional Criteria

Year *	<input type="text" value="2018"/>
Period *	<input type="text" value="13"/>

20000:32999



State Revenue Report



SELECTION CRITERIA: rev\edgr.account between '20000' and '32999'
 ACCOUNTING PERIOD: 13/18

ACCOUNT	TITLE	BUDGET	PERIOD RECEIPTS	RECEIVABLES	YEAR TO DATE REVENUE	AVAILABLE BALANCE	YTD/BUD
31101	ST FOUNDATION FUNDING	3,505,873.00	.00	.00	2,044,092.00	1,461,781.00	58.30
31103	98% OF URT	.00	.00	.00	.00	.00	.00
31400	TRANSPORTATION AID	12,235.00	.00	.00	12,235.00	.00	100.00
31450	STUDENT GROWTH FUNDING	.00	.00	.00	.00	.00	.00
31460	DECLINING ENROLLMENT	94,351.00	.00	.00	91,699.00	2,652.00	97.19
31620	SUPPLEMENTAL MILLAGE FUND	.00	.00	.00	.00	.00	.00
31900	OTHER	.00	.00	.00	.00	.00	.00
32250	PATHWISE/MENTOR NOVICE	.00	.00	.00	.00	.00	.00
32256	PROFESSIONAL DEVELOPMENT	19,049.00	.00	.00	19,049.00	.00	100.00
32310	HAND CHILD-SUPV/EXTEND YR	.00	.00	.00	.00	.00	.00
32314	EXTENDED SCHOOL YEAR	.00	.00	.00	3,552.00	-3,552.00	.00
32361	G/T ADV PLCMNT INCENTIVE	.00	.00	.00	150.00	-150.00	.00
32370	ALTERNATIVE LEARNING ENVI	43,215.42	.00	.00	28,956.00	14,259.42	67.00
32371	LIMITED ENGLISH PROFICIEN	7,098.00	.00	.00	7,030.00	68.00	99.04
32381	NATL SCH LUNCH FUND	592,764.00	.00	.00	323,328.00	269,436.00	54.55
32382	NSL MATCHING GRANT	35,978.54	.00	.00	35,978.54	.00	100.00
32480	VOC NEW PGM START-UP	.00	.00	.00	.00	.00	.00
32520	MATCHING (STATE)	.00	.00	.00	2,564.70	-2,564.70	.00
32710	AR BETTER CHANCE(ABC)GRNT	.00	.00	.00	.00	.00	.00
32727	HIPPY	9,600.00	.00	.00	9,600.00	.00	100.00
32912	GENERAL FACILITIES	.00	.00	.00	.00	.00	.00
32915	DEBT SERVICE FUNDING	51,426.00	.00	.00	51,426.00	.00	100.00
32920	AR G&F WILD SCHOOL-YARD	.00	.00	.00	.00	.00	.00
32924	SAFE ROOM MP BLDG	.00	.00	.00	.00	.00	.00
32931	BROADBAND REVENUE	.00	.00	.00	.00	.00	.00
TOTAL REPORT		4,371,589.96	.00	.00	2,629,660.24	1,741,929.72	60.15



YTD Revenue Total

Locate the YTD Revenue column in both reports. Add the two totals together to get a total revenue amount.

Local Revenue	1,669,165.39
State Revenue	2,629,660.24
Total	4,298,825.63



Finding the Local Percentage

- Divide the **Local** revenue YTD total by the **Total** revenue amount from both revenue reports.
- Set the calculator decimal for 4 places.
- This should give you a percentage with 4 places past the decimal point.
- **DO NOT ROUND**

$$1,669,165.3900 / 4,298,825.6300 = 38.8284\%$$

Use the Percentage key



MOE Test #2 Local Percentage

- Enter the Local Percentage (example) into MOE Test #2 of the 2017-18 AFR Data form in MYSPEd.
- Users must enter all 4 numerals past the decimal point for the form to calculate correctly. **Do Not Round.**
- When the Local Percentage is entered, the remainder of the MOE Tests will prepopulate and calculate.

TEST #2

Note: After calculating the Local only Percentage, enter the percentage in the box below(99.9999%). For information on calculating the Local Percentage please refer to the October 1 Amendment Power Point.

<https://arksped.k12.ar.us/FundingAndFinance/Workshops.html>

Local Percentage (%):

00.0000

* (99.9999) DO NOT ROUND