



Local Percentage Guide

How to pull reports
for MOE Test #2 on the Final AFR Maintenance of Effort Data form.

2024-2025

Division of Elementary and Secondary Education

Updated 06-06-2024



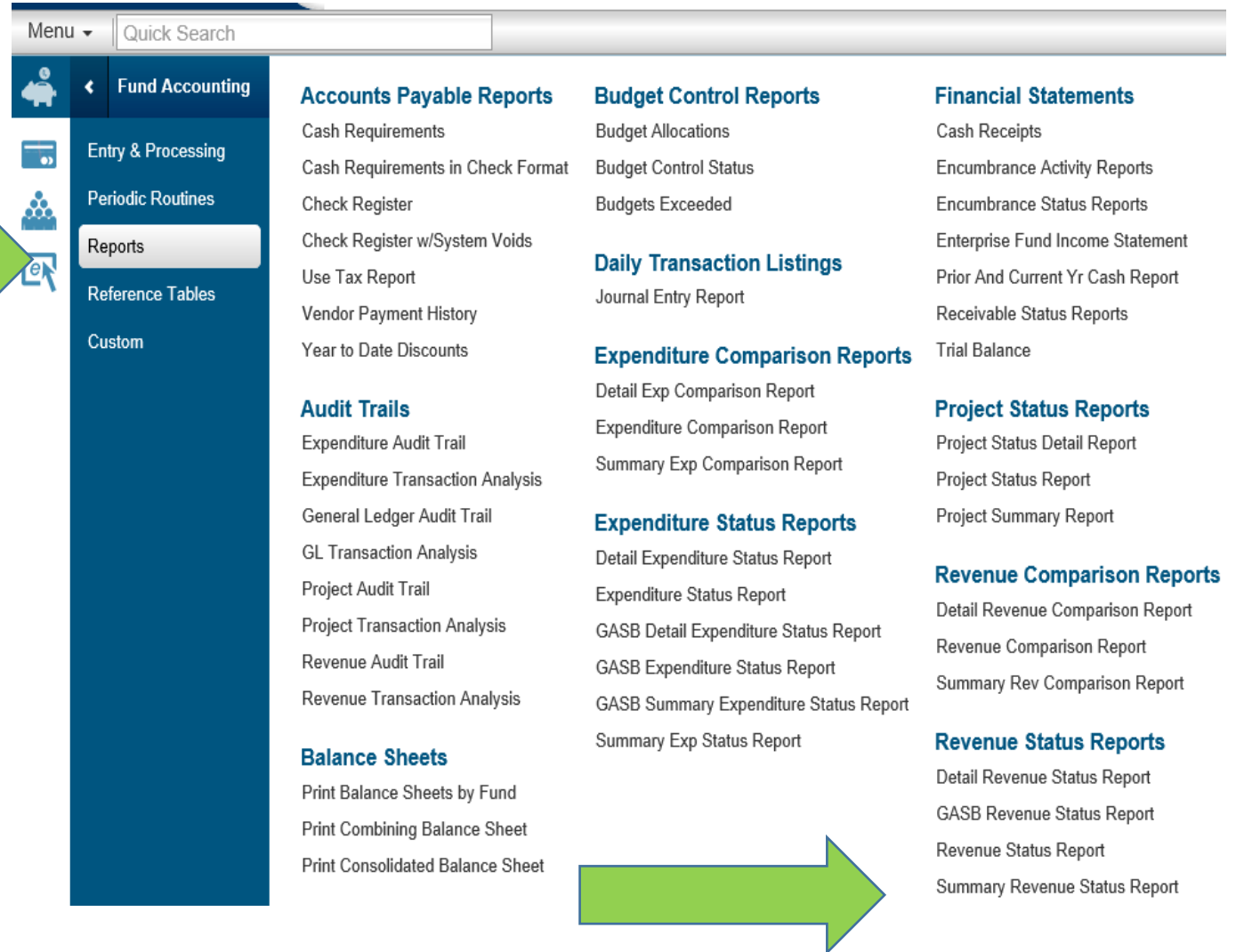
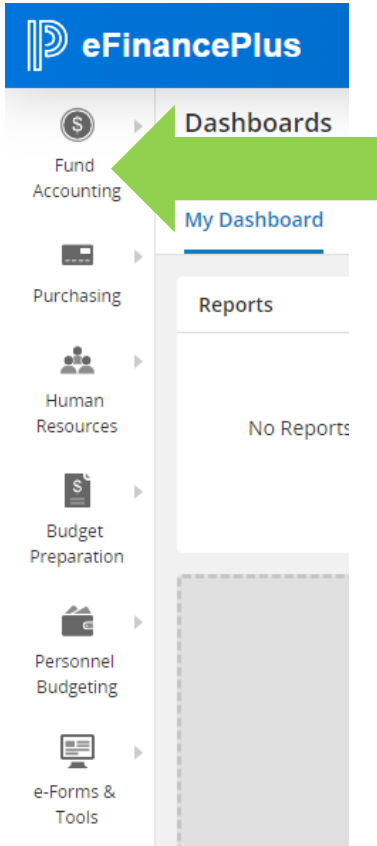
Reports to Calculate Local Percentage for MOE Test # 2

- Pull the following eFinance revenue reports to figure a percentage for “**Local funds only**” from the total amount of State and Local funds (minus Activity funds).
- The same report will be pulled twice; once for Local revenue and once for State revenue.
- Follow the screen shots exactly.
- Business Managers will need the screen shots.



Pulling the Local Revenue Report


Pull a *Summary Revenue Status Report* (Board Format) for local revenue account numbers. See screen shots below.





Screen Shot for the Local Revenue Report

Report Information

 This report will print a summary of the revenue status by fund.

Report Format

Format Type *



Report Criteria

Fund
FUNCTION
LOCATION
PROGRAM
SUBJECT
BUDGET UNIT
Account



[23458]* Fund: brackets



10000:19999

Additional Criteria

Year *

Period *





Local Revenue Report



ARKANSAS PUBLIC SCHOOL COMPUTER NETWORK
 DATE: 06/06/2024
 TIME: 13:34:38

PAGE NUMBER: 1
 REVSTA11

SUMMARY REVENUE STATUS REPORT (BOARD FORMAT)

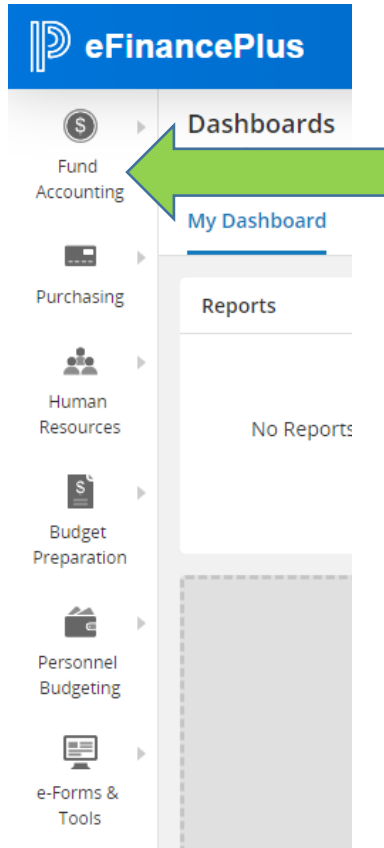
SELECTION CRITERIA: orgn.fund like '[23458]%' and revledgr.account between '10000' and '19999'
 ACCOUNTING PERIOD: 13/24

ACCOUNT	TITLE	BUDGET	PERIOD RECEIPTS	RECEIVABLES	YEAR TO DATE REVENUE	AVAILABLE BALANCE	YTD/BUD
11110	CURRENT PROP TAX: JUL-DEC	11,397,161.00	.00	.00	11,887,464.62	-490,303.62	104.30
11115	PROP TAX RELIEF JUL-DEC	100,178.00	.00	.00	22,170.71	78,007.29	22.13
11120	CURRENT PROP TAX: JAN-JUN	5,363,370.00	.00	.00	5,756,849.84	-393,479.84	107.34
11125	PROP TAX RELIEF JAN-JUN	2,404,269.00	.00	.00	2,588,780.48	-184,511.48	107.67
11140	PROPERTY TAX-DELINQUENT	500,000.00	.00	.00	1,174,476.93	-674,476.93	234.90
11150	EXCESS COMMISSION	400,000.00	.00	.00	626,144.80	-226,144.80	156.54
11160	LAND REDEMP-IN STATE SALE	50,000.00	.00	.00	87,371.31	-37,371.31	174.74
12800	REV IN LIEU OF TAXES	50,000.00	.00	.00	42,576.05	7,423.95	85.15
13120	SUMMER SCHOOL	.00	.00	.00	.00	.00	.00
13160	PRE-K TUITION	50,000.00	.00	.00	37,735.24	12,264.76	75.47
13190	OTHER PROGRAMS	.00	.00	.00	.00	.00	.00
13210	REGULAR DAY SCHOOL	52,050.00	.00	.00	39,037.50	13,012.50	75.00
13360	PRE-K TUITION	.00	.00	.00	.00	.00	.00
14190	OTHER PROGRAMS	.00	.00	.00	.00	.00	.00
14210	TRANS FEE/REG DAY SCHOOL	20,000.00	.00	.00	25,089.62	-5,089.62	125.45
14900	TRANS FEES-OTHER SOURCES	.00	.00	.00	.00	.00	.00
15100	INTEREST ON INVESTMENTS	222,000.00	.00	.00	647,252.57	-425,252.57	291.56
16110	SCHOOL LUNCH DAILY SALES	350,000.00	.00	.00	414,649.43	-64,649.43	118.47
16215	A LA CARTE INCOME	100,000.00	.00	.00	96,360.75	3,639.25	96.36
16220	ADULT DAILY SALES	25,000.00	.00	.00	27,131.72	-2,131.72	108.53
16300	SPECIAL FUNCTIONS	50,000.00	.00	.00	129,669.27	-79,669.27	259.34
16900	OTHER REVENUE	5,000.00	.00	.00	966.50	4,033.50	19.33
19120	OTHER RENT-LAND OWNED LEA	5,000.00	.00	.00	.00	5,000.00	.00
19200	PRIVATE CONTRIBUTIONS	15,000.00	.00	.00	38,531.73	-23,531.73	256.88
19510	OTHER LEA WITHIN STATE	.00	.00	.00	5,000.00	-5,000.00	.00
19800	REFUNDS OF PRIOR YR EXPEN	.00	.00	.00	76,752.32	-76,752.32	.00
19900	MISC REV FR LOCAL SOURCES	5,000.00	.00	.00	1,183.14	3,816.86	23.66
TOTAL REPORT		21,164,028.00	.00	.00	23,725,194.53	-2,561,166.53	112.10



Pulling the State Revenue Report

Pull a *Summary Revenue Status Report* (Board Format) for local revenue account numbers. See screen shots below.






Screen Shot for the **State** Revenue Report

Pull the *Summary Revenue Status Report* (Board Format) for State revenue account numbers. See Screen shots for account numbers.

Report Information

 This report will print a summary of the revenue status by fund.

Report Format

Format Type * **B - Board Format**

Report Criteria

Fund
FUNCTION
LOCATION
PROGRAM
SUBJECT
BUDGET UNIT
Account

[Advanced Search](#)

Additional Criteria

Year *

Period *





State Revenue Report



ARKANSAS PUBLIC SCHOOL COMPUTER NETWORK
 DATE: 06/06/2024
 TIME: 13:39:30

PAGE NUMBER: 1
 REVSTA11

SUMMARY REVENUE STATUS REPORT (BOARD FORMAT)

SELECTION CRITERIA: rev\edgr.account between '20000' and '32999'
 ACCOUNTING PERIOD: 13/24

ACCOUNT	TITLE	BUDGET	PERIOD RECEIPTS	RECEIVABLES	YEAR TO DATE REVENUE	AVAILABLE BALANCE	YTD/ BUD
21100	CNTY GENERAL APPORTIONMNT	.00	.00	.00	.00	.00	.00
21200	SEVERANCE TAX	.00	.00	.00	2,708.41	-2,708.41	.00
31101	FOUNDATION AID	14,584,181.00	.00	.00	13,368,433.00	1,215,748.00	91.66
31103	98% COLLECTION GUARANTEE	.00	.00	.00	.00	.00	.00
31450	STUDENT GROWTH FUNDING	.00	.00	.00	.00	.00	.00
31460	DECLINING ENROLLMENT	.00	.00	.00	.00	.00	.00
32205	LEARNS TCH MIN SAL/RAISE	764,851.00	.00	.00	764,851.00	.00	100.00
32220	NBCT SUPPLEMENTAL SALARY	30,662.50	.00	.00	21,463.75	9,198.75	70.00
32221	COMP SCIENCE INITIATIVE	.00	.00	.00	5,519.25	-5,519.25	.00
32225	EAST GRANT	.00	.00	.00	.00	.00	.00
32232	SCH RECOGNITION GRANT	.00	.00	.00	67,350.00	-67,350.00	.00
32244	EAST GRANT	.00	.00	.00	.00	.00	.00
32250	PATHWISE MENTOR PROGRAM	.00	.00	.00	.00	.00	.00
32252	AR LEADERSHIP ACADEMY	.00	.00	.00	.00	.00	.00
32256	PROFESSIONAL DEV	149,225.00	.00	.00	149,225.00	.00	100.00
32260	AR GAME & FISH COMMISSION	.00	.00	.00	.00	.00	.00
32290	OTHER STATE GRANTS	.00	.00	.00	.00	.00	.00
32310	LEA SPEC ED SUPV	20,000.00	.00	.00	17,919.01	2,080.99	89.60
32314	EX SCHOOL YEAR	.00	.00	.00	.00	.00	.00
32330	NON-DISABLED RESID TREAT	100,000.00	.00	.00	68,160.00	31,840.00	68.16
32340	DISABLED RESID. TREATMENT	35,000.00	.00	.00	12,540.00	22,460.00	35.83
32350	EARLY CHILDHOOD SPED	162,173.24	.00	.00	146,057.41	16,115.83	90.06
32352	EARLY INTRVNTN DAY TRTMNT	57,583.39	.00	.00	46,130.28	11,453.11	80.11
32355	CATASTROPHIC LOSS	100,000.00	.00	.00	.00	100,000.00	.00
32361	ADV PLACEMENT GRANT	.00	.00	.00	6,600.00	-6,600.00	.00
32370	ALTERNATIVE LEARNING	96,672.00	.00	.00	77,338.00	19,334.00	80.00
32371	FUNDING FOR LEP STUDENTS	60,000.00	.00	.00	64,782.00	-4,782.00	107.97
32381	ENHANCED STUDENT ACHVMNT	1,035,650.00	.00	.00	941,500.00	94,150.00	90.91
32415	VOC AREA FUNDING	.00	.00	.00	.00	.00	.00
32480	VOC NEW PGM START-UP	40,188.85	.00	.00	38,787.43	1,401.42	96.51
32520	MATCHING (STATE)	14,000.00	.00	.00	13,486.99	513.01	96.34
32530	STATE-FUNDED COPAY REDUCE	.00	.00	.00	25,534.70	-25,534.70	.00
32710	AR BETTER CHANCE(ABC)GRNT	202,800.00	.00	.00	202,800.00	.00	100.00
32907	STATE SCHOOL SAFETY GRANT	162,955.74	.00	.00	133,284.52	29,671.22	81.79
32915	DEBT SERVICE SUPPLEMENT	.00	.00	.00	.00	.00	.00
32931	BROADBAND MATCHING GRANT	.00	.00	.00	.00	.00	.00
32940	BLOOMBOARD TRAININGS	.00	.00	.00	.00	.00	.00
32941	COMPUTER SCIENCE GRANT	.00	.00	.00	.00	.00	.00
TOTAL REPORT		17,615,942.72	.00	.00	16,174,470.75	1,441,471.97	91.82



YTD Revenue Total

Locate the YTD Revenue column in both reports. Add the two totals together to get a total revenue amount.

Local Revenue	23,725,194.53
State Revenue	16,174,470.75
Total	39,899,665.28



Finding the Local Percentage

- Divide the **Local** revenue YTD total by the **Total** revenue amount from both revenue reports.
- Set the calculator decimal for 4 places.
- This should give you a percentage with 4 places past the decimal point.
- **DO NOT ROUND**

$$23,725,194.53 / 39,899,665.28 = 59.4621\%$$

Use the
Percentage key



MOE Test #2 Local Percentage

- Enter the Local Percentage (example) into MOE Test #2 of the 2023-24 AFR Data form in MYSPEd.
- Users must enter all 4 numerals past the decimal point for the form to calculate correctly. **Do Not Round.**
- When the Local Percentage is entered, the remainder of the MOE Tests will prepopulate and calculate.

TEST #2

Note: After calculating the Local only Percentage, enter the percentage in the box below(99.9999%). For information on calculating the Local Percentage please refer to the October 1 Amendment Power Point.

<http://www.arkansased.gov/divisions/learning-services/special-education/funding-finance/finance-training-material>

2022-23 Local Percentage (%): 33.3768

2023-24 Local Percentage (%):

00.0000

*(99.9999) DO NOT ROUND

