



Local Percentage Guide

for MOE Test #2

2017-18

SPECIAL EDUCATION FINANCE

Arkansas Department of Education

Updated 8-08-17




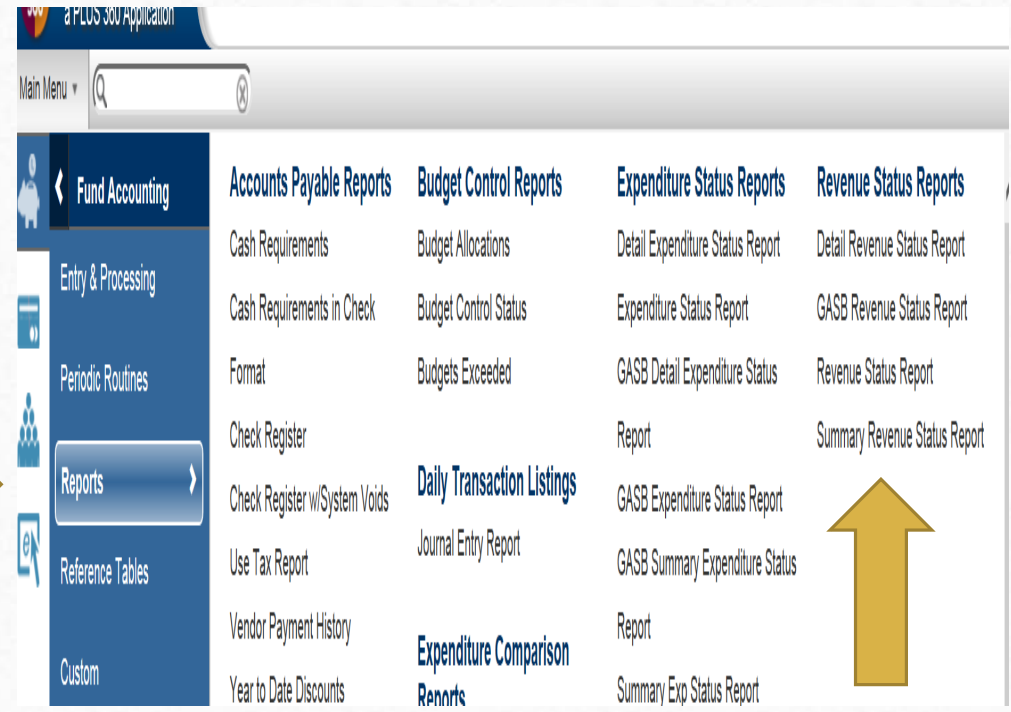

Reports to Calculate Local Percentage for MOE Test # 2

- Pull the following eFinance revenue reports to figure a percentage for “**Local funds only**” from the total amount of State and Local funds (minus Activity funds).
- The same report will be pulled twice; once for Local revenue and once for State revenue.
- Follow the screen shots exactly.
- Business Managers will need the screen shots.



Pulling the **Local Revenue Report**

Pull a *Summary Revenue Status Report* (Board Format) for local revenue account numbers. See screen shots below.





Screen Shot for the Local Revenue Report

Report Format

Format Type *

Report Criteria

Fund

FUNCTION

LOCATION

PROGRAM

SUBJECT

BUDGET UNIT

Account

Additional Criteria

Year *

Period *

[23458]* Fund: brackets

10000:19999



Local Revenue Report



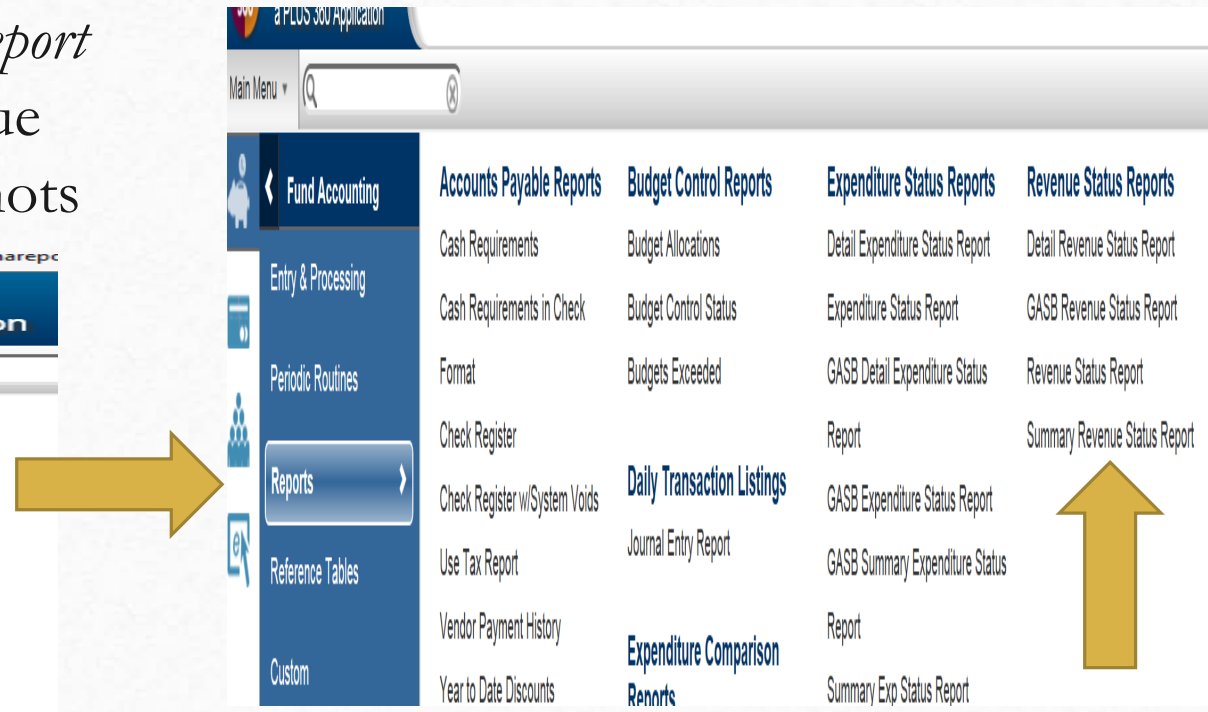
SELECTION CRITERIA: orgn.fund like '[23458]%' and revldgr.account between '10000' and '19999'
 ACCOUNTING PERIOD: 13/17

ACCOUNT	TITLE	BUDGET	PERIOD RECEIPTS	RECEIVABLES	YEAR TO DATE REVENUE	AVAILABLE BALANCE	YTD/ BUD
11110	PROPERTY TAXES-LOCAL	3,550,000.00	.00	.00	3,555,927.90	-5,927.90	100.17
11115	PROP TAX RELIEF SALES TAX	350,000.00	.00	.00	380,931.05	-30,931.05	108.84
11120	PROPERTY TAX-40% BY 6/30	1,900,000.00	.00	.00	1,034,755.21	865,244.79	54.46
11125	PROP TAX SALES TAX - 40%	600,000.00	.00	.00	694,543.82	-94,543.82	115.76
11140	PROPERTY TAX-DELINQUEST	265,000.00	.00	.00	234,223.93	30,776.07	88.39
11150	EXCESS COMMISSION	15,000.00	.00	.00	54,484.18	-39,484.18	363.23
11160	LAND REDEMP	300,000.00	.00	.00	293,815.72	6,184.28	97.94
12800	REVENUE IN LIEU OF TAXES	11,000.00	.00	.00	.00	11,000.00	.00
13100	FROM INDIVIDUALS	10,000.00	.00	.00	36,900.00	-26,900.00	369.00
15100	INTEREST ON INVESTMENTS	1,200.00	.00	.00	7,998.08	-6,798.08	666.51
16100	DAILY SALES	.00	.00	.00	.00	.00	.00
16110	SCHOOL LUNCH PROGRAM	.00	.00	.00	393,214.15	-393,214.15	.00
16400	PERFORMANCE BASED REIMB	.00	.00	.00	.00	.00	.00
16900	FOOD SVS INTEREST	.00	.00	.00	.00	.00	.00
19120	OTHER RENT-LAND OWNED LEA	16,000.00	.00	.00	14,120.00	1,880.00	88.25
19200	PRIVATE CONTRIB - UNREST.	.00	.00	.00	4,000.00	-4,000.00	.00
19800	REFUNDS OF PRIOR YR EXPEN	.00	.00	.00	1,137.92	-1,137.92	.00
19900	MISC REV FR LOCAL SOURCES	142,711.06	.00	.00	113,740.39	28,970.67	79.70
TOTAL REPORT		7,160,911.06	.00	.00	6,819,792.35	341,118.71	95.24



Pulling the State Revenue Report

Pull a *Summary Revenue Status Report* (Board Format) for local revenue account numbers. See screen shots below.





Screen Shot for the **State Revenue Report**

Pull the *Summary Revenue Status Report* (Board Format) for State revenue account numbers. See Screen shots for account numbers.

Report Format

Format Type * | B - Board Format

Report Criteria

Fund

FUNCTION

LOCATION

PROGRAM

SUBJECT

BUDGET UNIT

Account 20000:32999

Advanced

Additional Criteria

Year * | 2017

Period * | 13

20000:32999



State Revenue Report



TIME: 13:01:36

SUMMARY REVENUE STATUS REPORT (BOARD FORMAT)

SELECTION CRITERIA: rev\edgr.account between '20000' and '32999'
 ACCOUNTING PERIOD: 13/17

ACCOUNT	TITLE	BUDGET	PERIOD RECEIPTS	RECEIVABLES	YEAR TO DATE REVENUE	AVAILABLE BALANCE	YTD/ BUD
21200	SEVERANCE TAX	.00	.00	.00	.00	.00	.00
31101	MFPA-TRUST FUND AID	16,857,814.00	.00	.00	13,792,806.00	3,065,008.00	81.82
31103	98% TAX COLL GUARANTEE	.00	.00	.00	.00	.00	.00
31460	DECLINING ENROLLMENT	37,184.00	.00	.00	37,184.00	.00	100.00
31900	OTHER	10,000.00	.00	.00	14,600.81	-4,600.81	146.01
32227	COLLEGE PREP ENRICH PGM	28,830.00	.00	.00	19,877.24	8,952.76	68.95
32229	NBPTS	.00	.00	.00	4,040.00	-4,040.00	.00
32250	PATHWISE MENTOR/NOVICE	7,800.00	.00	.00	7,800.00	.00	100.00
32256	PROFESSIONAL DEVELOPMENT	83,270.00	.00	.00	83,270.00	.00	100.00
32260	FISH & WILDLIFE	.00	.00	.00	2,111.25	-2,111.25	.00
32310	CHILD W/ DISAB-SPED SUPV	12,000.00	.00	.00	13,604.47	-1,604.47	113.37
32314	SP ED EXTEND SCH YEAR	3,041.00	.00	.00	.00	3,041.00	.00
32340	HAND-RESIDENT TREATMENT	2,500.00	.00	.00	.00	2,500.00	.00
32360	GT - AEGIS	29,152.00	.00	.00	29,152.00	.00	100.00
32361	GT - ADV PLACEMENT	5,000.00	.00	.00	4,150.00	850.00	83.00
32370	ALTERNATIVE LEARNING ENVI	159,523.00	.00	.00	127,618.00	31,905.00	80.00
32371	LEP STUDENTS	1,655.00	.00	.00	2,979.00	-1,324.00	180.00
32381	NATL SCH LUNCH FUNDING	927,864.00	.00	.00	759,161.00	168,703.00	81.82
32415	SECONDARY VOC AREA CENTER	103,187.50	.00	.00	103,187.52	-.02	100.00
32480	VOC NEW PGM START-UP	15,726.11	.00	.00	15,726.11	.00	100.00
32520	MATCHING (STATE)	.00	.00	.00	10,120.50	-10,120.50	.00
32915	DEBT SVC FUNDING SUPLMT	461,775.00	.00	.00	461,775.00	.00	100.00
32941	GOV COMPUTER SCIENCE GRAN	.00	.00	.00	.00	.00	.00
TOTAL REPORT		18,746,321.61	.00	.00	15,489,162.90	3,257,158.71	82.63



YTD Revenue Total

Locate the YTD Revenue column in both reports. Add the two totals together to get a total revenue amount.

Local Revenue	6,819,792.35
State Revenue	15,489,162.90
Total	22,308,955.25



Finding the Local Percentage

- Divide the **Local** revenue YTD total by the **Total** revenue amount from both revenue reports.
- Set the calculator decimal for 4 places.
- This should give you a percentage with 4 places past the decimal point.
- **DO NOT ROUND**

$$6,819,792.3500 / 22,308,955.2500 = 30.5698\%$$

Use the Percentage key



MOE Test #2 Local Percentage

- Enter the Local Percentage (**example**) into MOE Test #2 of the 2016-17 AFR Data form in MYSPEd.
- Users must enter all 4 numerals past the decimal point for the form to calculate correctly. **Do Not round.**
- When the Local Percentage is entered, the remainder of the MOE Tests will prepopulate and calculate.

TEST #2

Note: After calculating the Local only Percentage, enter the percentage in the box below(99.9999%). For information on calculating the Local Percentage please refer to the October 1 Amendment Power Point.

<https://arksped.k12.ar.us/FundingAndFinance/Workshops.html>

Local Percentage (%):

00.0000

* (99.9999) DO NOT ROUND