

2023-24 Special Education Data Summit

Hot Springs Convention Center

October 4, 2023

Special Education Data: What Do You Know?



Presented by Jody Fields, PhD; Director, IDEA Data & Research; UA Little Rock

What does IDEA stand for?



▲ Individuals with Disabilities Equity Act

◆ Individuals with Disabilities Education Act

● Innovation for Data in Education Analysis

■ Individuals with Disabilities Education Administration

What does IDEA stand for?



▲ Individuals with Disabilities Equity Act



◆ Individuals with Disabilities Education Act



● Innovation for Data in Education Analysis



■ Individuals with Disabilities Education Administration



Student Management System Integration



Statewide Information System (SIS)
Handbook



Special education data has been integrated, in some capacity, into the student management system for 20 years. There are multiple modules related to the special education data collections and some data are collected in multiple cycles.

The official Special Education Child Count is collected in what Cycle?



▲ Cycle 2

◆ Cycle 6

● Cycle 4

■ Cycle 7

The official Special Education Child Count is collected in what Cycle?



▲ Cycle 2

◆ Cycle 6

● Cycle 4

■ Cycle 7

Child Count



The official child count date is December 1. It is based on entry/withdrawal dates in the special education SA/EC program screens and is submitted in Cycle 4. The same data is used to report required datasets to the US Dept. of Education.

What does FTE stand for in the special education employee data



▲ Full-time equivalent

◆ Full-time teaching experience

● Future travel experience

■ First teaching experience

What does FTE stand for in the special education employee data



▲ Full-time equivalent



◆ Full-time teaching experience



● Future travel experience



■ First teaching experience



Special education school age students who attend a private school or are homeschooled has an LRE code of?



▲ HH

◆ PP

● SS

■ RB

Special education school age students who attend a private school or are homeschooled has an LRE code of?



▲ HH

◆ PP

● SS

■ RB

A child served in Part C of IDEA must be referred to Part B, __ days before the 3rd BDay to ensure regulatory compliance



▲ 90

◆ 60

● 45

■ 30

A child served in Part C of IDEA must be referred to Part B, __ days before the 3rd BDay to ensure regulatory compliance




▲ 90

◆ 60

● 45

■ 30

At what age is a child in Arkansas is considered to be kindergarten eligible?



▲ Age 5 on or before October 1st

◆ Age 5 on or before September 1st

● Anytime once they turn 5 yo.

■ Age 5 on or before August 1st

At what age is a child in Arkansas is considered to be kindergarten eligible?



▲ Age 5 on or before October 1st



◆ Age 5 on or before September 1st



● Anytime once they turn 5 yo.



■ Age 5 on or before August 1st



What Cycle Collects Special Education Employee Data?



▲ Cycle 2

◆ Cycle 2 and 4

● Cycle 1

■ Cycle 4

What Cycle Collects Special Education Employee Data?



▲ Cycle 2

◆ Cycle 2 and 4

● Cycle 1

■ Cycle 4

District Employees and Contracted Private Providers



All Special Education Employee data is reported at the same time as Child Count: December 1, Cycle 4. It must include LEA employees and contracted private providers.

In the Referral Tracking Module the difference between parent consent to test and the last evaluation must be less than?



▲ 61 days

◆ 31 days

● 91 days

■ 46 days

In the Referral Tracking Module the difference between parent consent to test and the last evaluation must be less than?



▲ 61 days

◆ 31 days

● 91 days


■ 46 days

Referral Timelines



The state and federal timelines for initial referral are the same. Once LEAs receive consent to test they have 60 days to complete all evaluation components. There is another state 30 day timeline to make an eligibility determination.

**Faculty & Staff
Information**



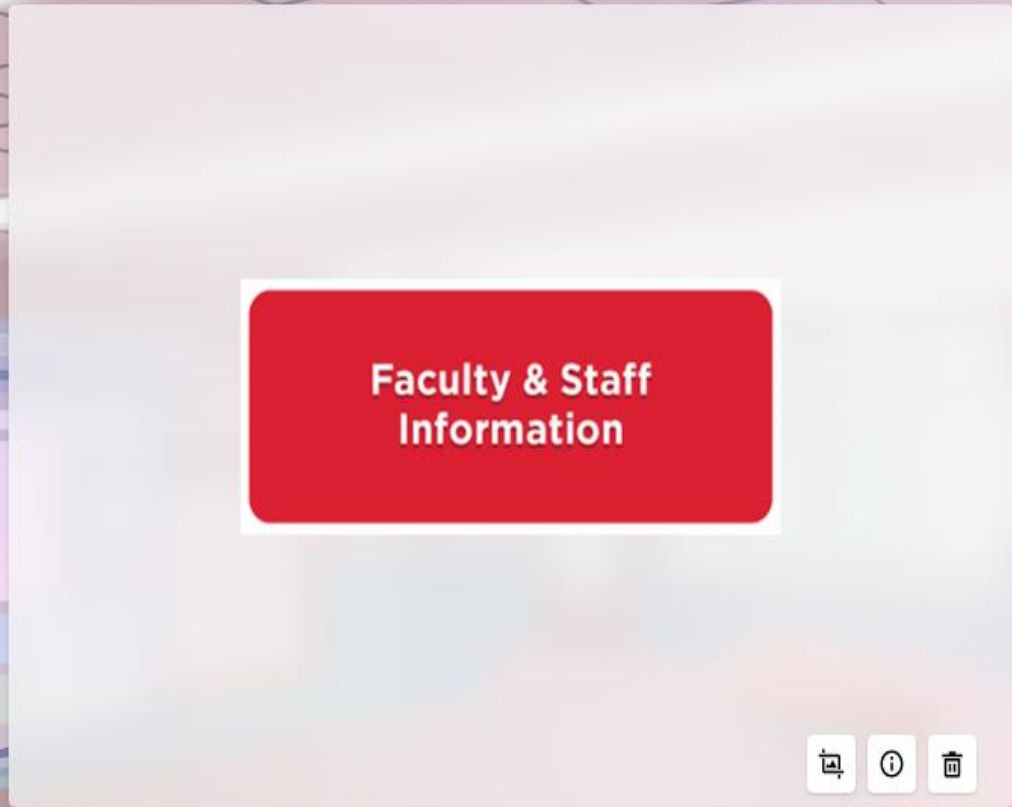
▲ District- Defined

◆ General Information

● Staff Information

■ Building Information

Faculty & Staff Information



▲ District- Defined

◆ General Information

● Staff Information

■ Building Information

In the EC and SA Modules, a speech pathologist who is responsible for the implementation of an IEP folder is



▲ entered as the speech therapist only

◆ entered as the lead teacher only

● not entered in to either module

■ entered as both the lead teacher and speech therapist

In the EC and SA Modules, a speech pathologist who is responsible for the implementation of an IEP folder is



▲ entered as the speech therapist only

◆ entered as the lead teacher only

● not entered in to either module

■ entered as both the lead teacher and speech therapist

Which special education district employees and contracted personnel are reported in Cycle 4?



Special Education Teachers

Related Service Providers

Paraprofessionals

All the above

Which special education district employees and contracted personnel are reported in Cycle 4?



▲ Special Education Teachers

◆ Related Service Providers

● Paraprofessionals

■ All the above

For a student to be considered active in the SA, EC, or CEIS Modules in eSchool the following is required



▲ The specific program entry withdrawal screen has an entry/start date

◆ CCEIS/CEIS service types

● Disability, Educational Environment, and lead teacher

■ Disability, Ed. Environment, speech threapist, and lead teacher

For a student to be considered active in the SA, EC, or CEIS Modules in eSchool the following is required



▲ The specific program entry withdrawal screen has an entry/start date

◆ CCEIS/CEIS service types

● Disability, Educational Environment, and lead teacher

■ Disability, Ed. Environment, speech threapist, and lead teacher

Which date is NOT collected in the Referral Tracking Module?



REFERRALS



▲ Referral Date

◆ Referral Conference Date

● Eligibility Determination Date

■ Consent Date to Place into Special Education

Which date is NOT collected in the Referral Tracking Module?



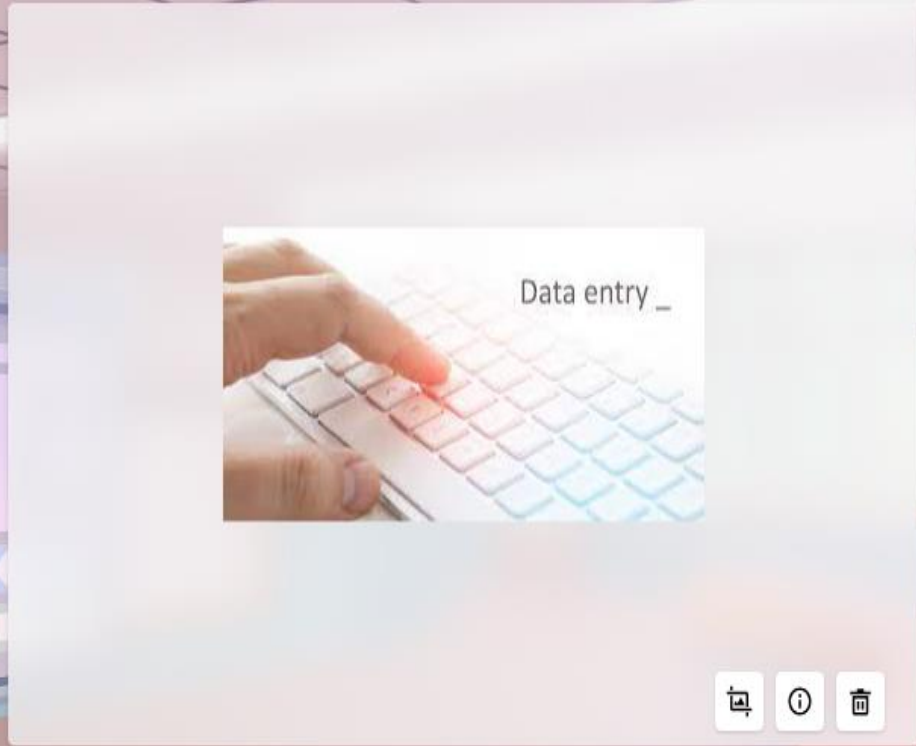
▲ Referral Date

◆ Referral Conference Date

● Eligibility Determination Date

■ Consent Date to Place into Special Education

The following fields are required for all children/students in the EC general information and SA student screens



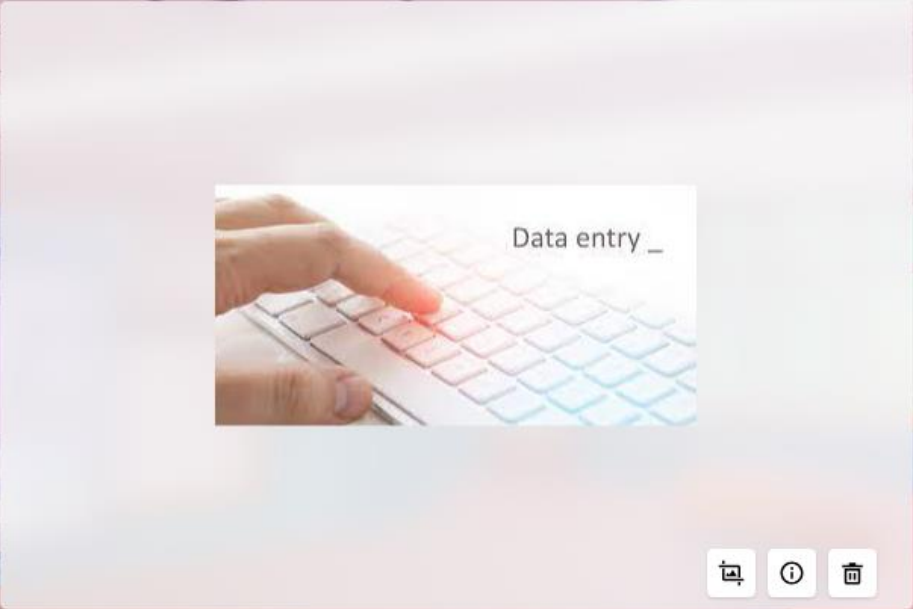
▲ Disability and Educational Environment/placement

◆ Disability, Educational Environment/placement, and lead teacher

● Disability, Educational Environment/placement, and speech therapist.

■ Disability, Educational Env./placement, speech threapist, and lead teacher

The following fields are required for all children/students in the EC general information and SA student screens



▲ Disability and Educational Environment/placement

◆ Disability, Educational Environment/placement, and lead teacher

● Disability, Educational Environment/placement, and speech therapist.

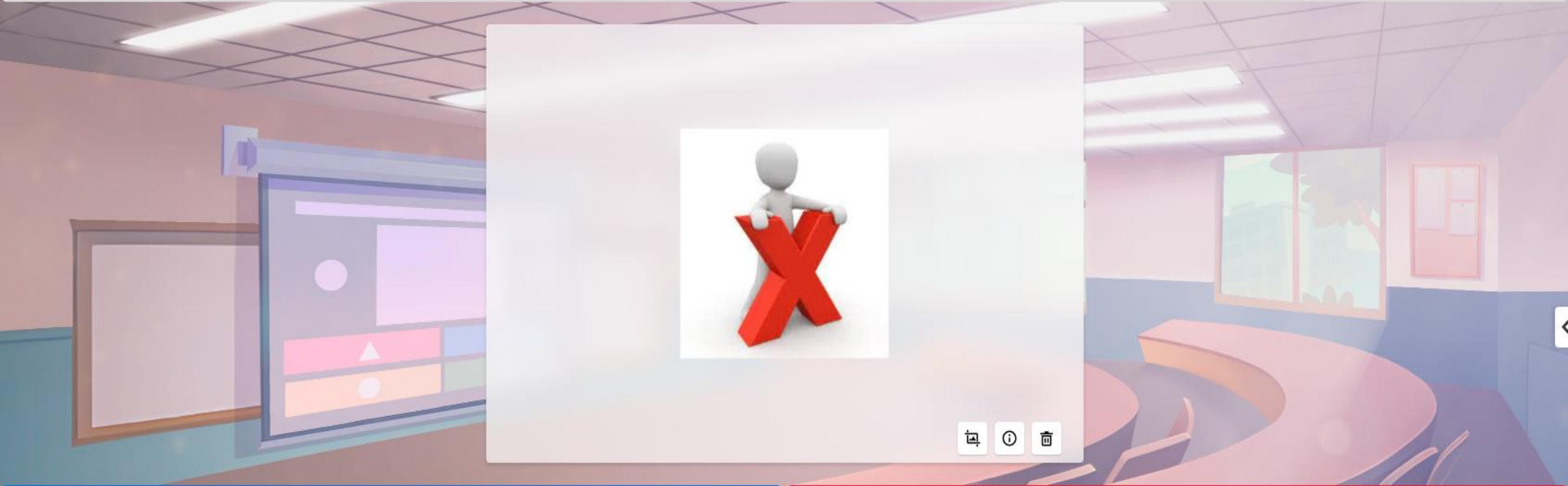
■ Disability, Educational Env./placement, speech threapist, and lead teacher

Cycle Errors



If required fields are missing such as Disability, Educational Env/placement, lead teacher, a cycle error will fire. Must be corrected to submit. A missing required field may not generate a record causing the student to be missing from the dataset.

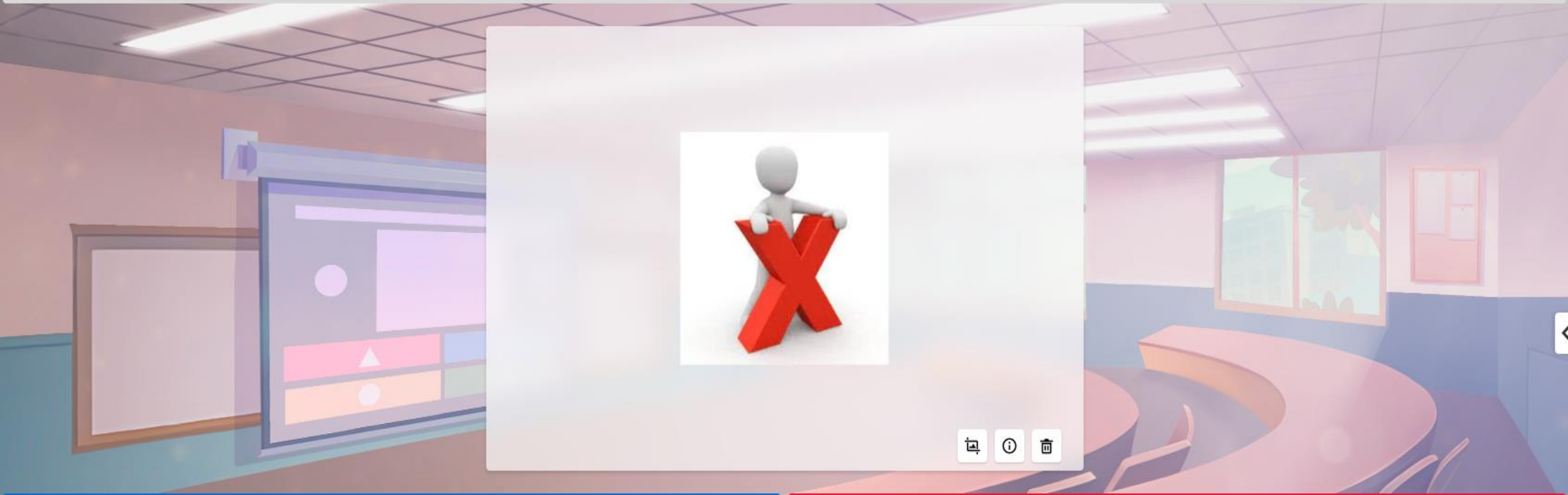
To remove a person from the special education employee screen make them inactive in the district or building



◆ True

▲ False

To remove a person from the special education employee screen make them inactive in the district or building



◆ True

▲ False

Removing Special Education Staff from Special Ed Employee



Making a person inactive in the district or building does not remove them from the special education employee screen. Each person who is no longer serving students with IEPs in the LEA must be deleted from the special education employee screen.

When a parent revokes services for a school age student the exit reason is



▲ Returned to regular classroom (RC)

◆ Parent refused services (PR)

● No longer needs services (NS)

■ unknown status (US)

When a parent revokes services for a school age student the exit reason is




▲ Returned to regular classroom (RC)

◆ Parent refused services (PR)

● No longer needs services (NS)

■ unknown status (US)

How many datasets are collected in Cycle 7 for special education?



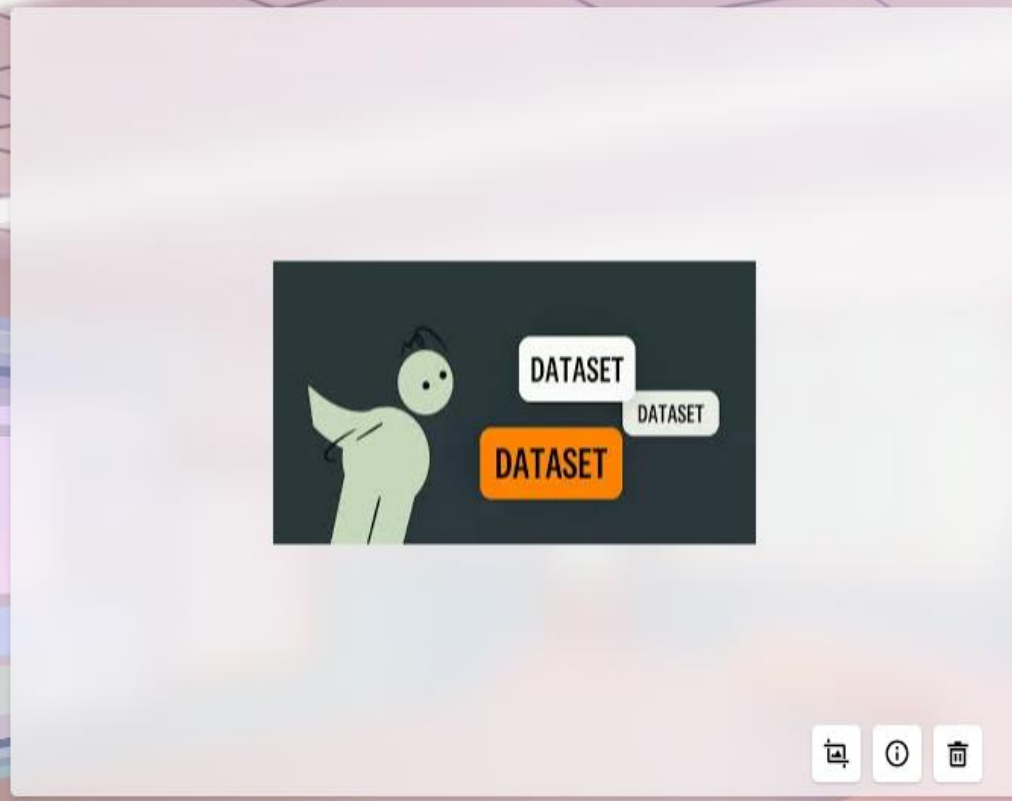
▲ 6

◆ 4

● 3

■ 2

How many datasets are collected in Cycle 7 for special education?



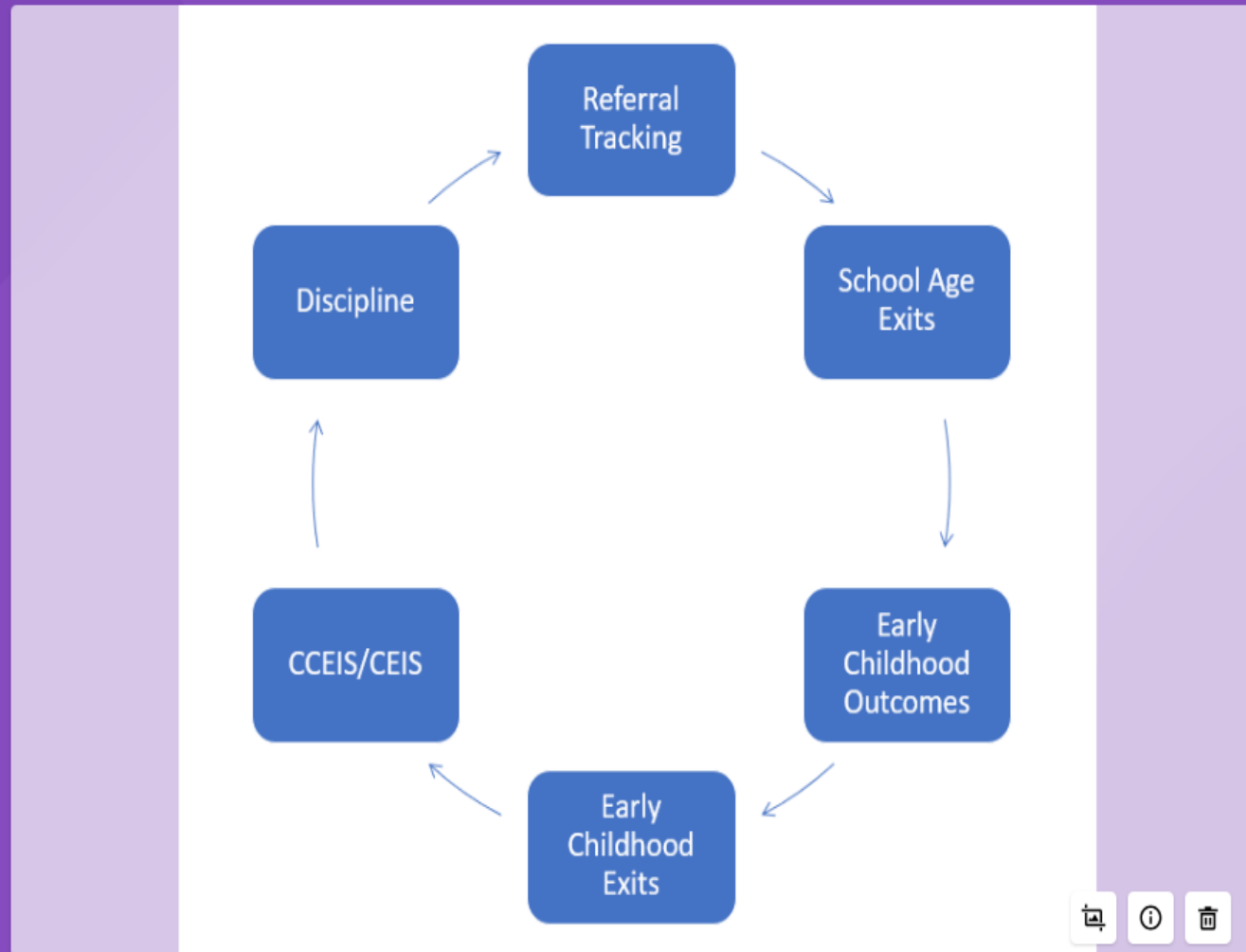
▲ 6

◆ 4

● 3

■ 2

Cycle 7 Datasets



The Cycle 7 datasets are Referral Tracking, SA Exits, EC Outcomes, EC Exits, CCEIS/CEIS and Discipline

How many datasets are collected in Cycle 4?



▲ 1

◆ 2

● 4

■ 3

How many datasets are collected in Cycle 4?



▲ 1

◆ 2

● 4

■ 3

Cycle 4 Datasets

- SA Child Count
- SA Environments
- EC Child Count
- EC Environments
- Special Education Teachers
- Special Education Paraprofessionals
- Special Education Related Service Providers



While there are 3 datasets in Cycle 4, they actually represent 7 state level data files, 7 district level data files, and 2 building level data files submitted to US Department of Education

The resident LEA field in the early childhood module is used to determine

I LIVE HERE:



▲ Early Childhood Federal Special Education Allocations

◆ Early Childhood State Special Education Allocations

● Significant Disproportionality

■ All the above

The resident LEA field in the early childhood module is used to determine

I LIVE HERE:



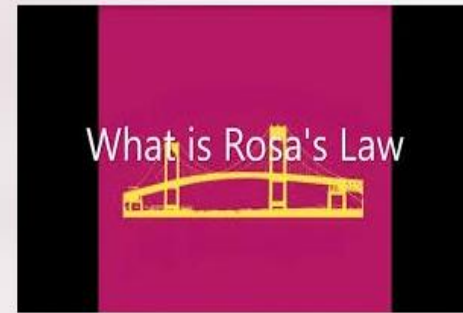
Early Childhood Federal Special Education Allocations

Early Childhood State Special Education Allocations

Significant Disproportionality

All the above

In the 2023-24 school year, the ID code will replace which 2 character disability code in eSchool? ²²



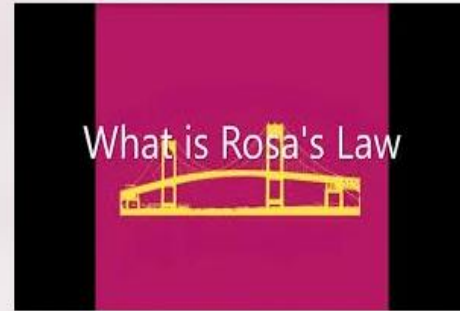
▲ MD

◆ MR

● AU

■ HI

In the 2023-24 school year, the ID code will replace which 2 character disability code in eSchool? ²²



▲ MD

◆ MR

● AU

■ HI

In Early Childhood Special Education, which disability category(ies) for eligibility are not used?



Intellectual Disability

Specific Learning Disability

Emotional Disturbance

All three are not used to determine eligibility in EC

In Early Childhood Special Education, which disability category(ies) for eligibility are not used?



▲ Intellectual Disability



◆ Specific Learning Disability



● Emotional Disturbance



■ All three are not used to determine eligibility in EC



Which of the following is the least restrictive environment for a K-12 student?



▲ 40% to 79% of the day in the regular classroom

◆ Separate School

● Residential setting

■ 80% or more of the day in the regular classroom

Which of the following is the least restrictive environment for a K-12 student?



▲ 40% to 79% of the day in the regular classroom

◆ Separate School

● Residential setting

■ 80% or more of the day in the regular classroom

LEA reporting of EC Outcomes in Cycle 7 requires the child to have been in special education services for at least 6 mo.



◆ True

▲ False

LEA reporting of EC Outcomes in Cycle 7 requires the child to have been in special education services for at least 6 mo.



◆ True



▲ False



Reporting of Early Childhood Outcomes



Entry and Exit EC Outcome scores must be reported no matter the length of time in ECSE if the child exits with one of the following codes... NS: no longer needs services, PR: parent revoked, MA: reached age 6, or KE: kindergarten eligible



▲ with and without IEPs in grades K-12

◆ with and without IEPs in grades Pk-12

● without IEPs in grades Pk-12

■ with and without IEPs in grades pk-4



▲ with and without IEPs in grades K-12

◆ with and without IEPs in grades Pk-12

● without IEPs in grades Pk-12

■ with and without IEPs in grades pk-4

The special education annual performance report is due to the US Department of Education annually by

DUE Date

CALENDAR

				1	2	3
4	5	6	7	8	9	10
11	12	13	14	15	16	17
18	19	20	21	22	23	24
25	26	27	28	29	30	31



▲ January 1

◆ March 1

● April 1

■ February 1

The special education annual performance report is due to the US Department of Education annually by

DUE Date

CALENDAR

				1	2	3
4	5	6	7	8	9	10
11	12	13	14	15	16	17
18	19	20	21	22	23	24
25	26	27	28	29	30	31



▲ January 1

◆ March 1

● April 1

■ February 1

The Special Education Annual Performance Report currently has how many indicators?



▲ 17

◆ 20

● 18

■ 15

The Special Education Annual Performance Report currently has how many indicators?



17

20

18

15

Which two APR indicators use the data from referral tracking, submitted in Cycle 7 to calculate compliance with IDEA?



▲ Indicator 11: Child Find and Indicator 9: Disproportionality

◆ Indicator 11: Child Find and Indicator 12: Preschool Transition

● Indicator 11: Child Find and Indicator 4: Discipline

■ Indicator 12: Preschool Transition & Indicator 5: LRE

Which two APR indicators use the data from referral tracking, submitted in Cycle 7 to calculate compliance with IDEA?



▲ Indicator 11: Child Find and Indicator 9: Disproportionality



◆ Indicator 11: Child Find and Indicator 12: Preschool Transition



● Indicator 11: Child Find and Indicator 4: Discipline



■ Indicator 12: Preschool Transition & Indicator 5: LRE



5

The four RDA/APR Determination priorities are College/Career Readiness; Student Growth; Achievement; and Compliance



◆ True

▲ False

5

The four RDA/APR Determination priorities are College/Career Readiness; Student Growth; Achievement; and Compliance



◆ True



▲ False



Special Education APR Indicator 1: Graduation and Indicator 2: Dropout are calculated using which dataset (s)?



▲ Cycle 9: Graduation and Cycle 3: Dropout

◆ ESSA Four Year Cohort

● Cycle 7: Special Education Exits for ages 14-21

■ Cycle 7: Special Education Exits for grades 7-12

Special Education APR Indicator 1: Graduation and Indicator 2: Dropout are calculated using which dataset (s)?



▲ Cycle 9: Graduation and Cycle 3: Dropout

◆ ESSA Four Year Cohort

● Cycle 7: Special Education Exits for ages 14-21

■ Cycle 7: Special Education Exits for grades 7-12

Special Education programs have the opportunity to review their Cycle 4 data in MySped Resource during the month of ____.



▲ April

◆ March

● February

■ January

Special Education programs have the opportunity to review their Cycle 4 data in MySped Resource during the month of ____.



▲ April

◆ March

● February

■ January

After Cycle 7 is submitted, LEAs have the opportunity to review their data via MySped Resource in the month of ____



▲ July

◆ September

● August

■ October

After Cycle 7 is submitted, LEAs have the opportunity to review their data via MySped Resource in the month of ____



▲ July

◆ September

● August

■ October

After Cycle 7 but prior to rollover, all open referrals (still in process), must be marked as complete using code___



▲ Other: reason has to be provided

◆ YR: Year end rollover

● NT: No testing needed

■ SP: Placed into special education

After Cycle 7 but prior to rollover, all open referrals (still in process), must be marked as complete using code___

*rollin'
rollin'
rollin'*



▲ Other: reason has to be provided

◆ YR: Year end rollover

● NT: No testing needed

■ SP: Placed into special education

In review periods, failure to review and correct data errors, can lead to a citation for not having timely/accurate data



◆ True

▲ False

In review periods, failure to review and correct data errors, can lead to a citation for not having timely/accurate data



◆ True

▲ False

Which State Fiscal Year (SFY) is the equivalent to Federal Fiscal Year (FFY) 2025?

WHAT IS A FISCAL YEAR?

The slide features a green background with a white grid pattern. On the right side, there are three white rounded rectangular boxes, each containing a magnifying glass icon. The slide is displayed within a white rectangular frame that has a search icon, an information icon, and a trash icon at the bottom right corner.

▲ 2024-25

◆ 2025-26

Which State Fiscal Year (SFY) is the equivalent to Federal Fiscal Year (FFY) 2025?

WHAT IS A FISCAL YEAR?

Decorative slide with a green background, a grid pattern, and search bar icons.

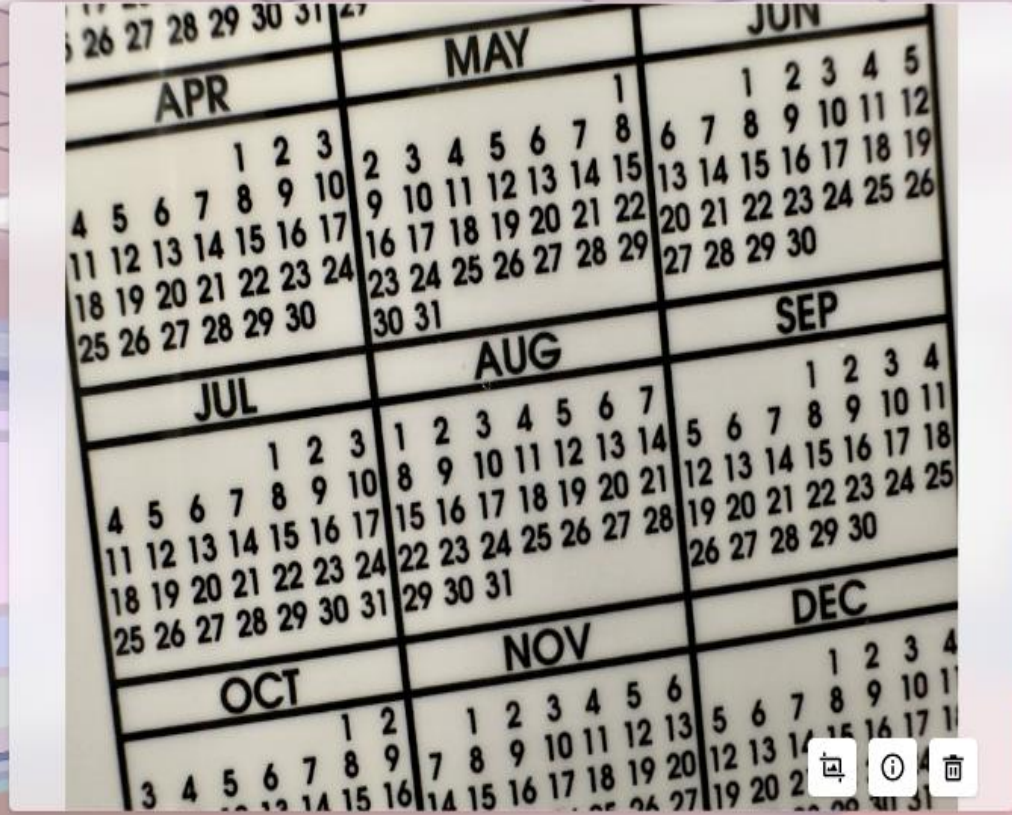
▲ 2024-25

○

◆ 2025-26

✔

The federal fiscal year begins in what month?



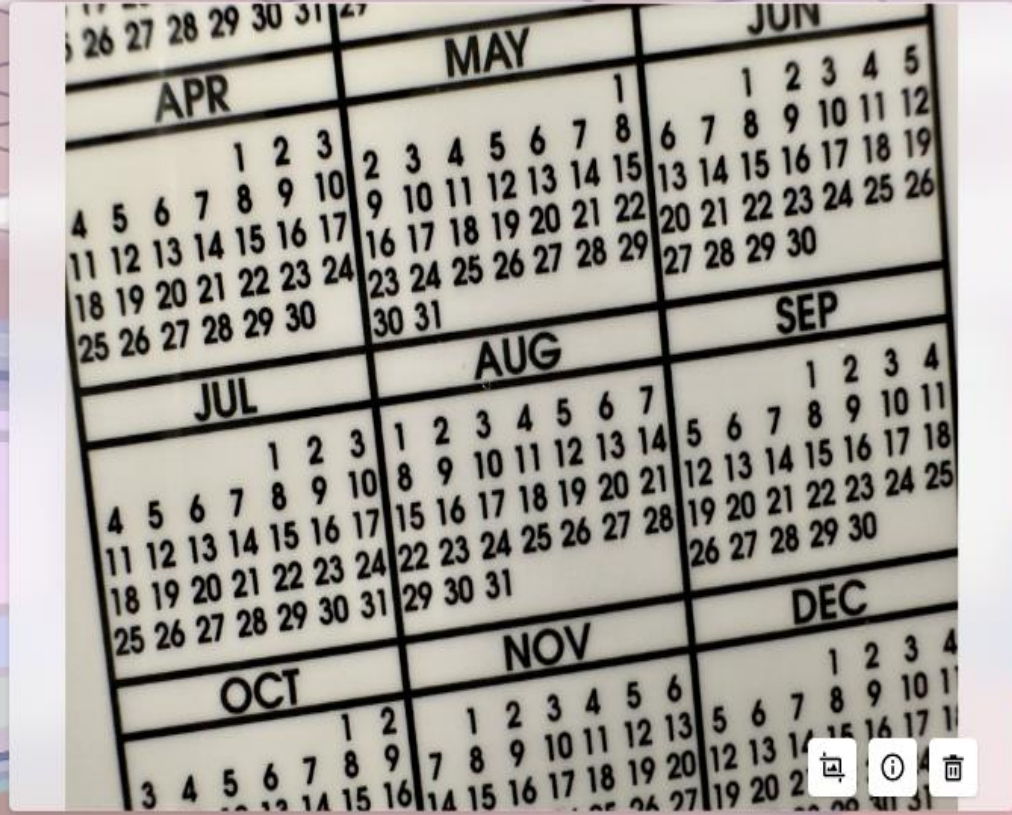
▲ July

◆ January

● October

■ September

The federal fiscal year begins in what month?



▲ July

◆ January

● October

■ September

Contact Information

- Jody A Fields, Ph.D. Director,
- IDEA Data & Research
- University of Arkansas at Little Rock
- 2801 S. University Ave, SH 406
- Little Rock, AR 72204
- Phone: 501-916-3219 (main office)
- Email: jafiels@ualr.edu

